



# Semcac Head Start

An Equal Opportunity Provider & Employer

## Annual Public Report

09/01/2017 - 08/10/2018

Together we build bright futures.

www.semcac.org

### Semcac's Head Start Services

The program is based on proven research of what works for children & their families. Head Start partners with parents to support their role as the primary decision makers for their children. Children develop skills that prepare them to enter kindergarten with confidence.



#### CENTER-BASED CLASSROOMS

Classroom setting services are offered 4 days per week. Head Start (HS) for preschool age children, 3—5 years operates September - May. Early Head Start (EHS) toddler classrooms operate year round. 12 classrooms are located in the 6 counties of Dodge, Fillmore, Houston, Mower, Steele & Winona. **All program sites are licensed with the Department of Human Services. We maintained our 4-Star rating under the state Parent Aware system.**



#### HOME-BASED EDUCATORS

Home-based educators travel, on a weekly basis, to the homes of enrolled pregnant women and homes with children ages Birth—3 years of age. Additionally, every 2 weeks, there is a socialization event at the Center nearest the family. Services are offered all year in Fillmore, Houston, Mower & Winona counties.

**The Mission of our program** states our commitment to build bright futures by enriching young children age birth to five years old and empowering their families. Comprehensive services and community opportunities support healthy families.

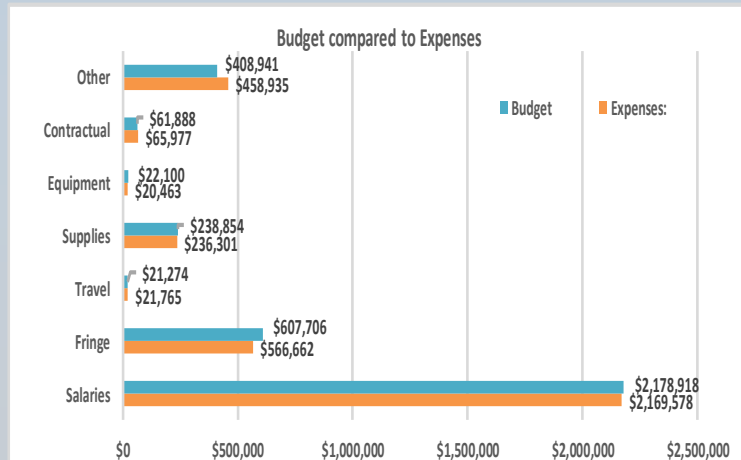
#### FUNDING SOURCES CHART

Pictured here, the total amount of public and private funds received.

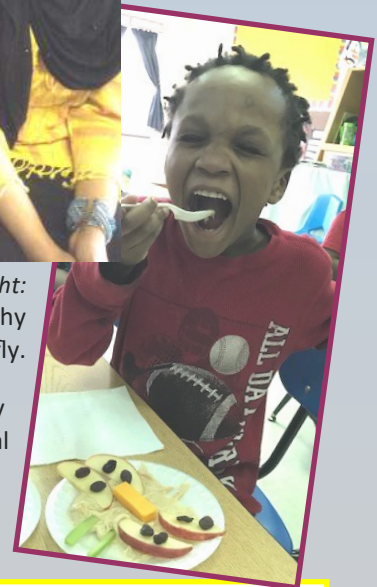
#### AGENCY AUDIT

The agency independent auditor's report for year ending September 2017 had no findings. View at: <http://www.semcac.org/about-us/fiscal-documents-info/>

Source	Amount
Federal	\$2,401,013
State	\$693,669
USDA	\$138,288
Other	\$306,711
<b>Total</b>	<b>\$3,539,681</b>



Pictured Left: Student, teacher & mother proudly hold his Perfect Attendance Certificate, for the 2017-2018 school year.



Pictured Right: Student enjoys his healthy snack shaped like a butterfly.

Head Start provides healthy meals & snacks; educational activities encourage the children to start practicing healthy habits in their lives.

**Funded Enrollment: 322 children**  
72 Early Head Start (EHS) and 250 Head Start (HS)

- ◆ 358 children (93 EHS and 292 HS) in 335 families were served due to turnover.
- ◆ Actual monthly enrollment of funded enrollment, on average over the year, was 100%.
- ◆ 27% of 1435 eligible children (based on age and poverty rates) in the 6 county area were served.

#### SUMMARY OF COMMUNITY ASSESSMENT

To plan for 2018-19, the program updated its baseline Community Assessment from 2013. There were no significant changes in our six county service area. A new baseline Community Assessment will be completed in the fall 2018 to plan for 2019—2024.



# Semcac Head Start

An Equal Opportunity Provider & Employer

## Annual Public Report

09/01/2017 - 08/10/2018

### Preventative Health Care

- 97% HS children and 89% EHS children had a medical home.
- 98% children enrolled in HS and 87% in EHS were fully immunized.
- 85% HS children and 62% EHS children had a dental home.

### Parent Engagement

- ⇒ 100% of families received requested services such as emergency/crisis intervention, health education, housing assistance, etc.
- ⇒ 116 HS and 38 EHS fathers/father figures were involved in their children's learning experiences.
- ⇒ 100% of parents surveyed in May agreed: I feel ready to support my child's needs in their future school setting.

### Efforts to Prepare Children for Kindergarten


- 1) Our **program goal was met:** 100% of children made strong progress toward "full proficiency" across all domains of learning. We individualize services based on their on-going development and needs.
- 2) **114** four year olds will transition on to kindergarten. Data showed that they **met or exceeded widely held expectations:**
  - 93% Social & Emotional Development
  - 93% Language
  - 93% Literacy
  - 98% Cognition
  - 84% Math
  - 92% Physical Development
- 3) Overall data shows that our **Dual language learners were comparable** with English language speakers in most areas.
- 4) A total of **61 children** (11 EHS & 50 HS) **with disabilities were served.** 41%, 21 children, were identified due to our screening efforts.

More information on Child Outcomes, Program Performance Indicators and Spring Parent Survey at: <http://www.semcac.org/head-start/resources-links/>

### MONITORING REVIEWS

Our program was not slated for official monitoring in 2017-18. Our scores for the CLASS monitoring done in 2016-17 were issued in February 2018. Our scores were very strong, ranking near the highest 10% of the national results for over 1500 programs.

**Thank you** to our 400 community partners and 126 volunteers, parents, Policy Council parent leaders, dedicated staff and Semcac Board of Directors for all your efforts and support to ensure our success!



Parents are given opportunities to build their skills to advocate for their children & families. Pictured here: Day on the Hill — Head Start staff, parents and students pose with district senator.

### What did you enjoy most about your Head Start experience?

- *I enjoyed talking to my home-based educator weekly, building a trusting relationship with her.*
- *Caring and patience, kindness and understanding.*
- *How much the teachers are involved with each student.*

Responses from Parent Survey, May 2018



### Semcac Mission

Empower and advocate for people to enhance their self-sufficiency by maximizing community resources.

Semcac is a Community Action nonprofit agency.